



# AUTOLIFT AL-1132

Two Post Parking Lift

## AutoLift AL-1132

### > Introduction

AutoLift AL-1132 is our most popular parking stackers, quality proven by more than 20,000 users in past 10 years. They provide a simple and greatly cost-effective way to create 2 dependent parking spaces above each other, suitable for permanent parking, valet parking, car storage, or other places with attendant. Operation can be easily made by a key switch panel on control arm.



- Lifting capacity 3200kg.
- Car heights on ground up to 2050mm.
- Platform width up to 2500mm.
- Lifting height adjustable by limit switch
- Electric auto lock release enables easier operation.
- 24v control voltage avoids electric shock
- Galvanized platform, high-heel friendly
- Bolts & nuts passing 48hrs Salt Spray Test. - AutoLift AL-1132 is driven by double hydraulic cylinders directly.
- Synchronization chain keeps platform level under all conditions
- Akzo Nobel powder coating provides long lasting surficial protection
- Proven high end quality with CE certificate, tested by TUV.

## General Parts



- 1 Carriage
- 2 Transparent oil tank (steel oil tank is optional)
- 3 Galvanized waving plate
- 4 Electric box
- 5 Key switch & emergency stop button
- 6 Dynamic anti-falling lock
- 7 Front footage
- 8 Limit switch
- 9 Power pack
- 10 Photocell sensor

## Feature



› **TUV compliant, which is the most authoritative certification in the world**

Certification standard 2006/42/EC and EN14010

› **Low usage cost**

When the platform moves down, it will be driven by gravity, so there is no electricity consumption for hydraulic power pack

› **New hydraulic system which owns Ashkenazi structure (superior version)**

The hydraulic system adopts German top-level product structure design, which is stable and reliable, avoid the maintenance troubles, and its lifetime is twice as long as that of the old one

› **All-new designed control system**

Easier manipulation, safer use, failure rate reduced by 50%

› **Galvanized pallet**

Far more beautiful and durable than observed, lifetime more than doubled

› **Zero accident security system**

All-new upgraded security system, really reaches zero accident

› **Dynamic locking device**

A range of locking tabs at every 100mm on the posts to protect cars from falling

› **More stable electric motors**

Newly upgraded power pack unit system

› **Further strengthened main structure of the equipment**

The thickness of the steel plates and the weld joints have increased by 10% compared to the predecessor



> **Gentle metallic touch, excellent surface finishing**

After applying AkzoNobel powder, color saturation, weather resistance and its adhesion are significantly enhanced

> **Rich color**

Great care is taken with the treatment of lacquer face, in order to improve the quality of products on surface looking to the maximum extent

> **Strong adhesion**

The weather resistance of the spray powder has better performance under special technology, which can stand wear and tear

> **Superior chains provided by Korean chain manufacturer**

The life span is 20% longer than that of the domestic chains

> **Galvanized screw bolts based on the European standard**

Longer lifetime, much higher corrosion resistance

> **Unique hydraulic centralized control (optional)**

Perfect shared power pack unit solution

> **Modular connection, innovative sharing post design**

The AutoLift two post car parking lift owns sharing post design. Combine multiple units at your will based on usage

> **Laser cutting + robotic welding**

Accurate laser cutting improves the accuracy of the parts, and automated robotic welding makes the weld joints more firm and beautiful

> **Unique optional single standing suite**

Exclusive development of the standing suite for all kinds of terrain, the installation of the equipment is no longer constrained by the ground environment

# Specifications

## > General

Model	AutoLift AL-1132
Vehicles parked per unit	2
Rated capacity	3200kg
Available car length	5000mm
Available car width	1850mm
Available car height	2050mm
Drive mode	hydraulic cylinders
Operation	Key switch
Lifting speed	<60s
Descending speed	<35s
Power supply	100–480V, 1/3P, 50/60Hz
Finishing	Powder coating with Akzo Nobel powder

## > Hydraulic

Model	AutoLift AL-1132
Pump motor power	2.2Kw
Pump flow	2.6ML/r
Pump working pressure	16-17MPa Italian
Hydraulic cylinder	Aston seals L-HV
Hydraulic oil	46#
Lifting chain	/
Balance chain	LH1066

## Safety devices

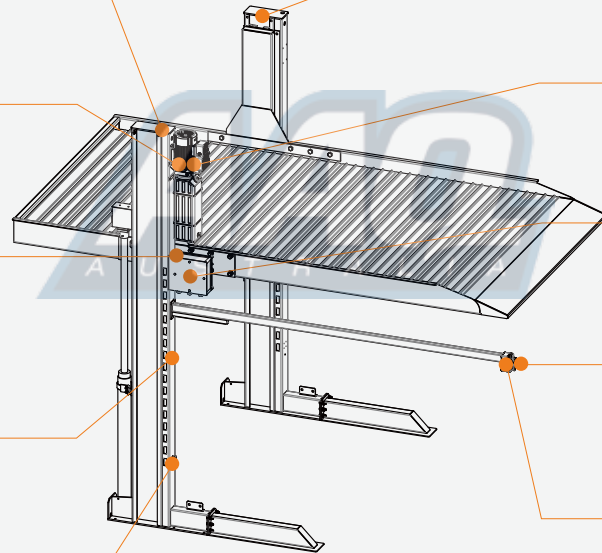
Limit switch in the top of the post. When the platform goes to the appointed height, it will automatic stopped to avoid the wrong operation

Pressure relief valve and pressure compensate flow control valve

Auto locking system in case electrical failure

Mechanical anti-falling safety lock every 100mm on the post

Photocell sensor available to check under car and avoid trespass



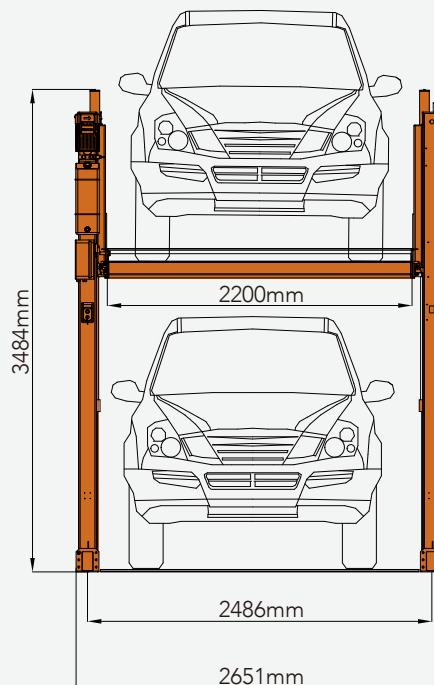
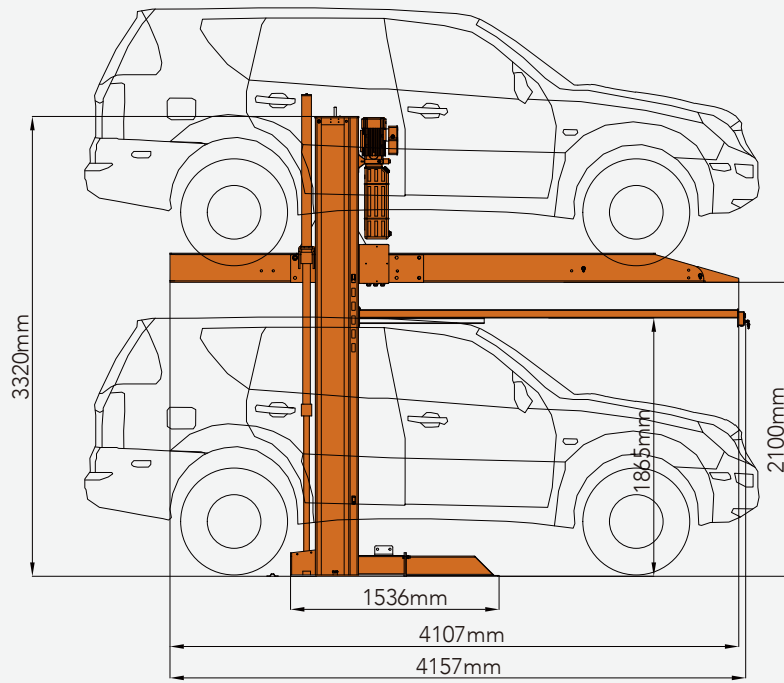
Synchronization chain

Overload protection device for hydraulic power pack

Electric protection for power over load or under voltage

Emergency stop button

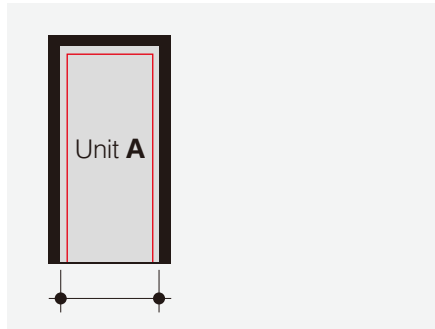
24v electric lock release has no harm for operator



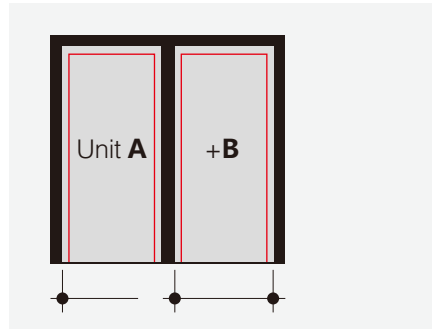


## Width calculation

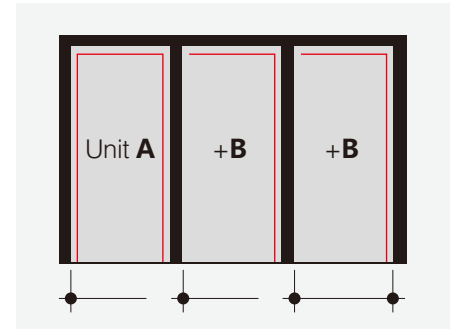
### > Width dimensions single unit (2cars)



Total width required	Clear platform width
2547	2100
2647	2200
2747	2300
2847	2400
2947	2500



Total width required	Clear platform width
4929	2100
5129	2200
5329	2300
5529	2400
5729	2500



Total width required	Clear platform width
7311	2100
7611	2200
7911	2300
8211	2400
8511	2500

### > Notes

Clear platform width of 2100 mm for car widths of 1850 mm. For large touring sedans we recommend a clear platform width of at least 2300-2500 mm.

According to ISO 3864 the floor has to be marked with 100 mm wide yellow-black at a distance of 500 mm from the platform edge by the purchaser (to be performed according to local regulations.)

The lowering speed of an empty platform is considerably lower than a loaded one.

It is not possible to have channels or undercuts and/or concrete haunches along the floor-to-wall joints. In the event that channels or undercuts are necessary, the system width needs to be reduced or the installation width needs to be wider.

The manufacturer reserves the right to construction or model modifications and/or alterations. Furthermore, the right to any subsequent part modification and/or variations and amendments in procedures and standards due to technical and engineering progresses in the art or due to environmental regulation changes, are also hereby reserved.

## Surface Finishing



Powder coating is applied as a free-flowing, dry powder. It is typically applied electrostatically and is then cured under heat to allow it to flow and form a "skin". It is usually used to create a hard finish that is tougher than conventional paint.

## > Scope of application

Suitable for residential buildings, office buildings and business premises, hotels

Only for long-term users that have been instructed on how to use the system

For frequently changing users (e.g. for office, hotel and business premises or similar):

- only parking on ground level
- performance of technical system adjustments in necessary
- consultation with AAQ is mandatory

## > Electrical installation preparation

Cabling preparation to be performed by the customer:

- Up to the main switch to be in place prior to starting the installation operations

- Connection to the main switch during installation

- System functional check testing can be performed by the electrician provided by the customer

Grounding and potential equalization:

- To be performed by the customer compliant to local regulations

- Connections required every 10 meters

## > Temperature

The installation is designed to operate between +5° and +40°C. Atmospheric Humidity: 50% at +40°C. If the local circumstances differ from the above please contact AAQ.

## > Parking

- Drive the car backward onto the appropriate position of the platform. Collision with the control arm and side beams shall be avoided.

- Put the brake on after vehicle parked on the targeted position to avoid any accidental movement.

- Open the car door carefully to avoid any collision. Pay attention to the waving plates and side beams in case any falling down of person.

- Turning UP to lift the car to the appropriate position, and the platform will be locked automatically.

- Before another vehicle parked under platform, please check and make sure the nether vehicle is lower than platform height, to avoid any damage.

## > Noise protection

Insulation figure of the construction of min.  $R_w = 57$  dB

Walls which are bordering the parking systems must be done as single wall and deflection resistant with min.  $m = 300$  kg/ m<sup>2</sup>

Solid ceiling above the parking systems with min.  $m = 400$  kg/ m<sup>2</sup>

At differing constructional conditions additional sound absorbing measures are to be provided by the customer

The best results are reached by separated sole plates from the construction.

## > Protection against corrosion

Independent of a maintenance workings has to be carried out according to AAQ Cleaning and Maintenance Instruction regularly.

Clean up galvanized parts and platforms of dirt and road salt as well as other pollution (corrosion danger)!

## > Fire safety

Each and every fire safety requirement and all possible mandatory item(s) and equipment(s) (fire extinguishing systems and fire alarm systems, etc.) are to be provided by the customer.

## > Railings

If walkways are arranged directly to the side or behind the systems, railings have to be provided acc. EN ISO 13857 by client acc. to local requirements, height min. 200cm.

## Maintenance



- > Do lubrication on guide rail and guide pulley once per month.



- > Do lubrication on balance chain once per month.



- > Change all the hydraulic oil three months after first operation; and change oil every nine months after first changing.



- > Frequently check the screw nuts of bolts fixing the electromagnet and locking plate, if any screw nut is loosening please fasten it asap.



- > If any noise comes out from electromagnet, please replace it asap.



- > The seal in hydraulic cylinder should be replaced every two years.



- > The roller and sliding block should be replaced every two years.



- > The valve element in solenoid valve and filter in power unit should be cleaned every half year.



- > Before operation, please check the connector of electromagnet, if it's loosening please fasten it; then do testing on top limit switch and photocell sensor, if it cannot work please fix the problem, and if cannot fix it please replace it.

Reference

